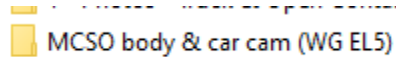


How to View MCSO body & car cam (WG EL5)

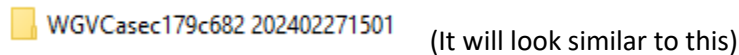
*There are multiple ways to view MCSO body & car cam (as an MP4 Version, thru the player with single videos or thru the player with multiple videos). Each are discussed below:

Viewing MP4:

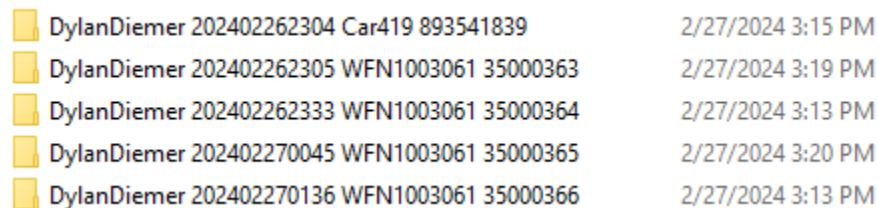
- Open Folder.




-
- Select Watchguard video folder.



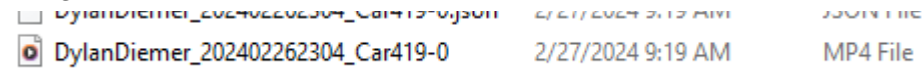
-
- Open the body & cam folder.



-
- Select a Stream folder.



-
- Select MP4 File



-
- Repeat these steps for each body & cam video.

.

.

.

.

.

.

.

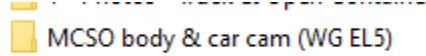
.

.

.

Using Watchguard Player to view a single video:

- Open Folder.



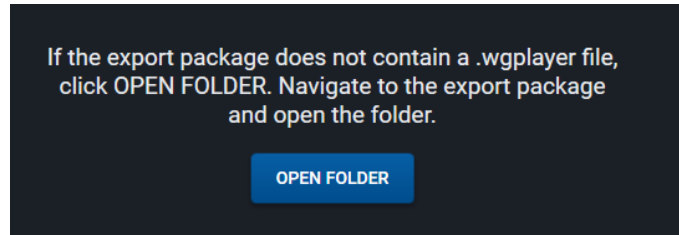
- Select Player.



- At the bottom select WatchGuardVideoPlayer.

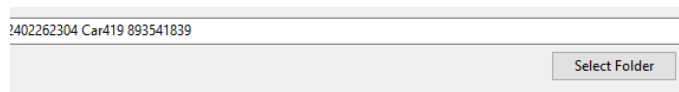


- In the Player, select "Open Folder".



- Click once on body or car cam folder, then click "Select Folder" at the bottom.

Name	Date modified	Type	Size
DylanDiemer 202402262304 Car419 89354...	2/27/2024 3:15 PM	File folder	
DylanDiemer 202402262305 WFN1003061 ...	2/27/2024 3:19 PM	File folder	
DylanDiemer 202402262333 WFN1003061 ...	2/27/2024 3:13 PM	File folder	
DylanDiemer 202402270045 WFN1003061 ...	2/27/2024 3:20 PM	File folder	
DylanDiemer 202402270136 WFN1003061 ...	2/27/2024 3:13 PM	File folder	



- The video will load and start to play in the player.

.

.

.

.

.

.

.

Using Watchguard to view Multiple videos:

***Prior to starting, ensure your default app for the .wgplayer is notepad. To do this, use the search option on your computer for Default Apps.

- Select "Choose Default apps by file type".

Choose default apps by file type

Choose default apps by protocol

Set defaults by app

- Scroll to find .WGPLAYER File and to the right will be the app it opens in.

.wgplayer
WGPLAYER File



Notepad

- If this is not Notepad you will need to change that.
 - Once the default app is set, go back to your MCSO body & car cam folder and open the folder.

MCSO body & car cam (WG EL5)

- Select Player.

fonts
Player

- At the bottom, select WatchGuardVideoPlayer.

WatchGuardVideoPlayer

5/17/2023 12:21 PM

Application

- In the Player, select "Open File".

Click OPEN FILE and navigate to an export package.
Open any .wgplayer file.

OPEN FILE

- Navigate inside the case folder until you see all the body & car cam videos. Then click on the WGPLAYER File at the bottom.

name	Date modified	type
DylanDiemer 202402262304 Car419 89354...	2/27/2024 3:15 PM	File folder
DylanDiemer 202402262305 WFN1003061 ...	2/27/2024 3:19 PM	File folder
DylanDiemer 202402262333 WFN1003061 ...	2/27/2024 3:13 PM	File folder
DylanDiemer 202402270045 WFN1003061 ...	2/27/2024 3:20 PM	File folder
DylanDiemer 202402270136 WFN1003061 ...	2/27/2024 3:13 PM	File folder
WGVCASE_c179c682	2/27/2024 10:02 PM	WGPLAYER File

- This will load all the videos within the case into the player for viewing.