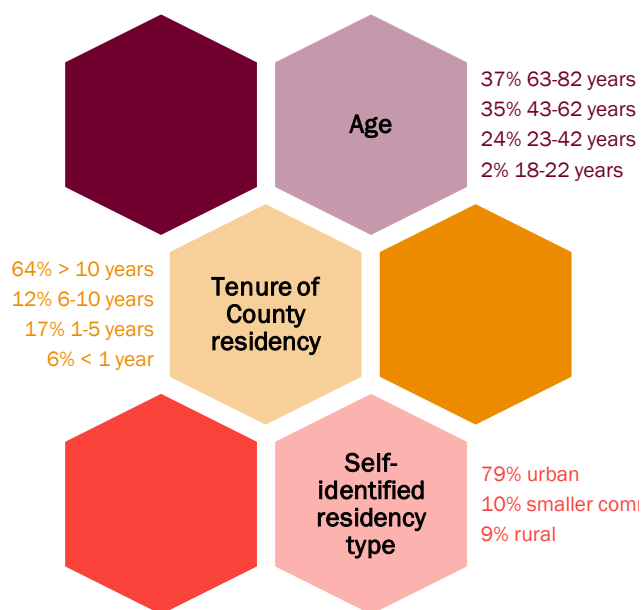


2022 Missoula County Voter Survey: Findings Snapshot

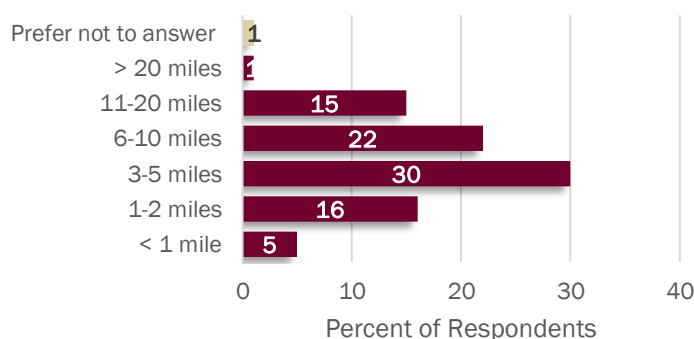
Background: Missoula County Elections regularly seeks resident feedback to improve elections and meet voter needs. The 2022 General Election survey was made available to all Missoula County voters from the start of early voting through 12/28/2022. Missoula County voters received access to the survey via 1) QR code printed on mail ballot instructions, 2) physical palm card with QR code at polling places, and 3) links and/or QR codes posted on County website(s) and social media accounts. The 2022 survey utilizes a convenience sample and are not generalizable. Nevertheless, these data provide valuable insights for Missoula County elections.

Respondent Profile: N=268ⁱⁱ



A plurality of respondents (30%) are willing to travel between three and five miles to their polling place.

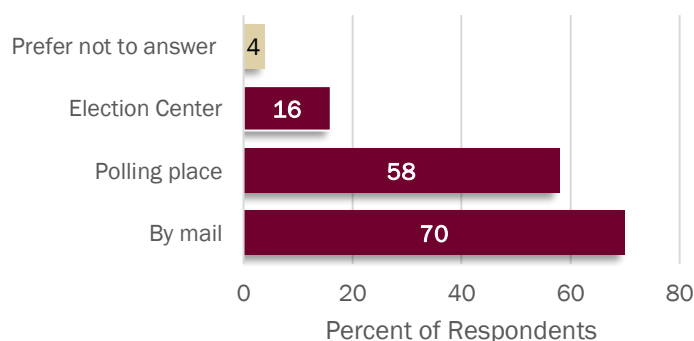
How far are you willing to travel to a polling place?



Findings:

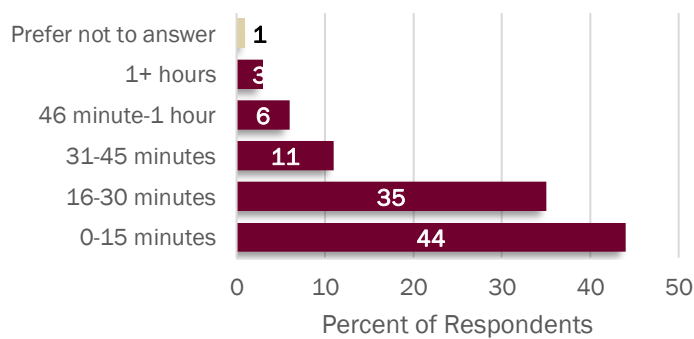
When asked what types of voting methods they used to cast a ballot in Missoula County, the majority (70%) report having used a mail ballot, 58% report casting a ballot at a polling place, and 16% report voting at the Election Center

How have you cast a ballot in Missoula County?

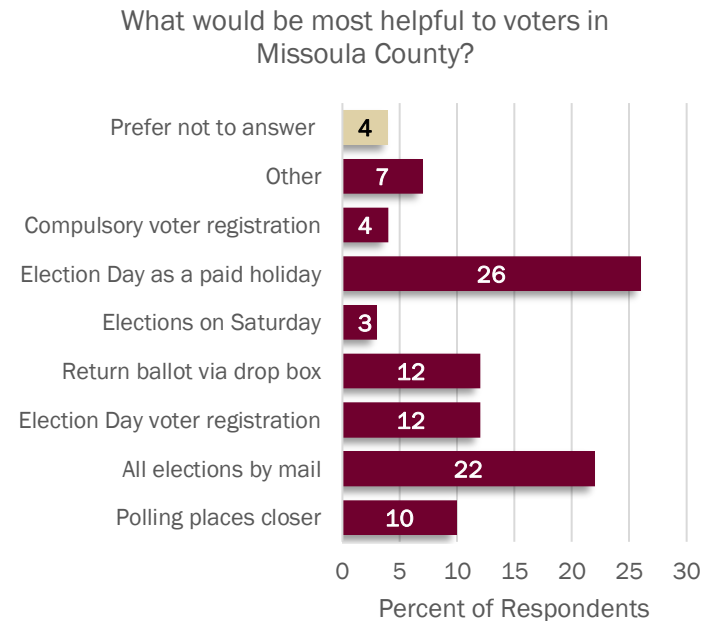


Most respondents (44%) believe it is acceptable for a voter to wait to cast their ballot at a polling place for 0-15 minutes.

How long is it acceptable to wait at a polling place?



When asked what they thought would be the most helpful for Missoula County voters, 26% indicated having Election Day as a paid holiday, 22% preferred all elections be conducted by mail, 12% selected allowing voter registration on Election Day, 12% indicated returning ballots via drop box, and 10% selected having closer polling places.



ⁱ Christina S. Barsky, Ph.D., M.P.A.
Department of Public Administration & Policy
University of Montana

ⁱⁱ Percents may ≠ 100 due to rounding and “prefer not to answer” responses

Two-in-three respondents (67%) indicated that if they had to choose, they would prefer Missoula County Elections to prioritize providing services to County voters over conserving County tax dollars (27%).

